

CD 43

Skind og pels



15 modeller.

Skind-, ruskind- og pelsjakker

Beskrivelser af arbejdsgang på dansk.

v. II - personal patterns med flere faciliteter

Personal Pattern — Perfekt Pasform

Et skridt foran i modesyning

For flere informationer og nyheder klik ind på

www.pppp.dk

v. II med flere faciliteter:

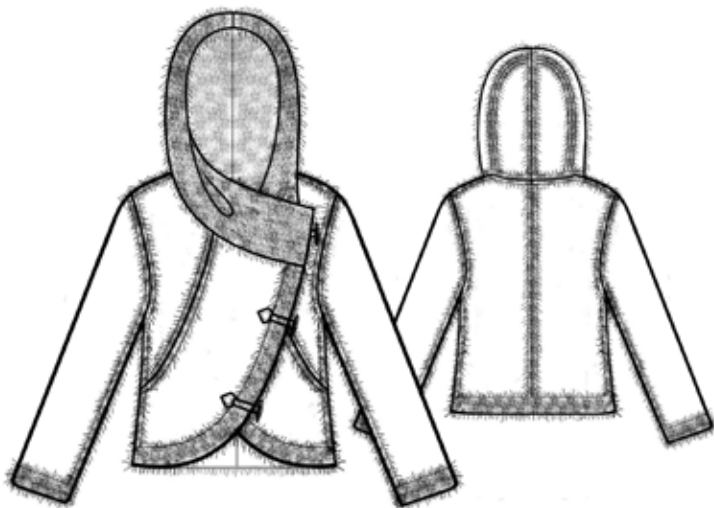
*Udskrivning af alle mønsterdelene på en gang
Tilrettelæggelse af mønsterdelene på stof
Beregning af stofforbrug*

CD SNITMØNSTRE — SÅ NEMT ER DET:

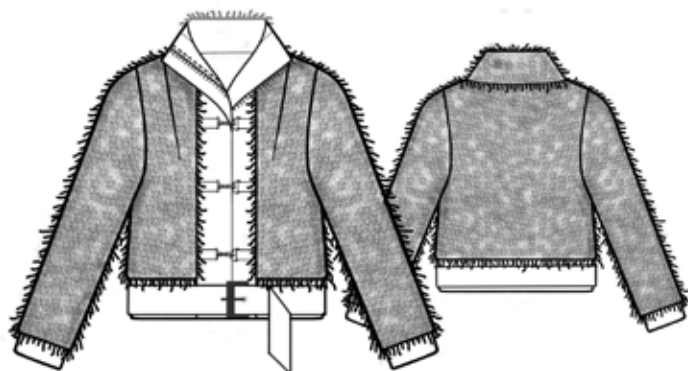
- Sæt cd'en i computeren — programmet starter op af sig selv
- Indtast personlige mål:
 - I højde
 - II brystvidde
 - III taljevidde
 - IV hoftevidde
- Vælg model
- Print snitmønstret ud fra din egen printer
- Sæt arkene sammen
- Klip og sy

God fornøjelse
Olga Christensen

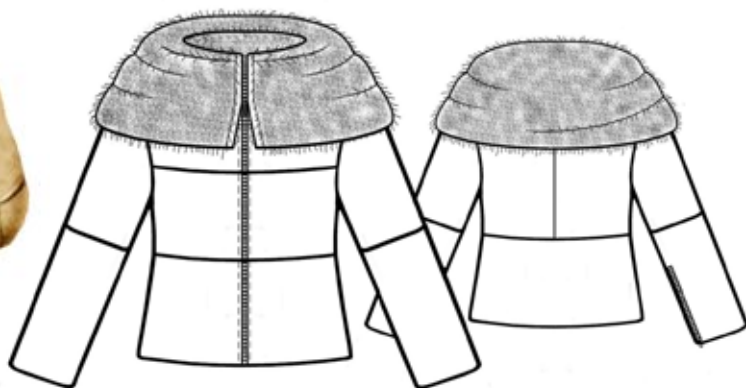
5698




5699




5700



5701



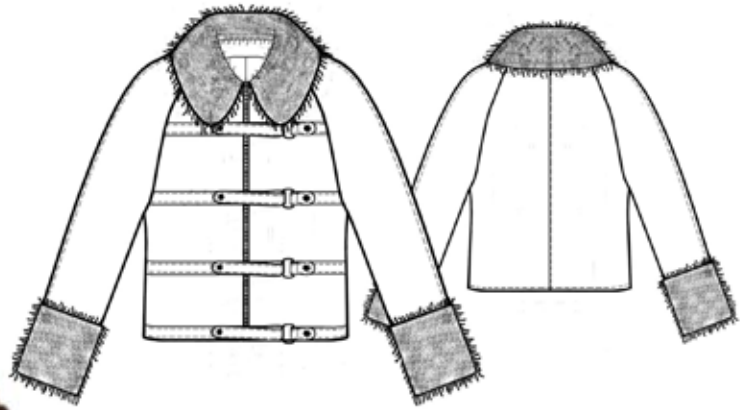
5702



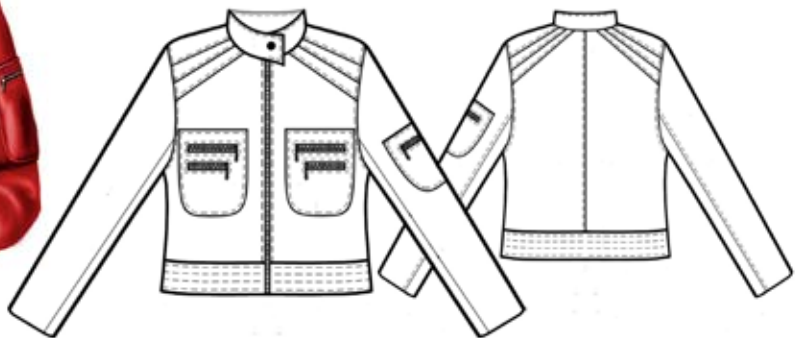
5703



5704




5705




5706




5707



5708



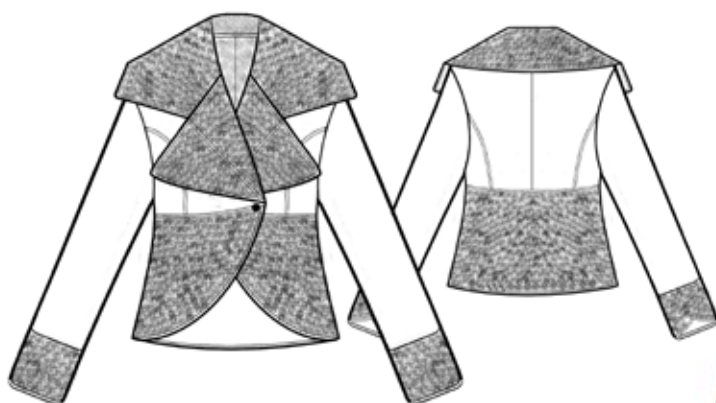
5709



5710



5711



5712

